

# Fundamentals of Music Practice Exercises

## Writing Natural Minor Scales


Reminders:

Focus on neatness and use a pencil! Write slowly and carefully.

Use the following page as a guide:


<http://www.fundamentalsofmusic.com/natural-minor-scales.html>

1. Write each scale degree in the spaces under the staff.




\_\_\_\_\_

2. Write each scale degree and the whole steps and half steps that occur between them.




\_\_\_\_\_

3. Write each scale degree and the whole steps and half steps that occur between them, and write an E flat diatonic scale.



\_\_\_\_\_

4. Write each scale degree, the whole steps and half steps that occur between them, and an E flat diatonic scale. Then complete the natural minor scale by checking each half step and whole step and adding the appropriate accidentals.



\_\_\_\_\_