

# Fundamentals of Music Practice Exercises


## Writing Melodic Minor Scales

Reminders:

Focus on neatness and use a pencil! Write slowly and carefully.  
Use the following page as a guide:


<http://www.fundamentalsofmusic.com/melodic-minor-scales.html>

1. Write each scale degree for the ascending part of the scale in the spaces under the staff.




\_\_\_\_\_

2. Write each scale degree for the descending part of the scale in the spaces under the staff.



\_\_\_\_\_


3. Write each scale degree and the whole steps and half steps that occur between them for the ascending part of the scale.



\_\_\_\_\_

\_\_\_\_\_

4. Write each scale degree and the whole steps and half steps that occur between them for the descending part of the scale.

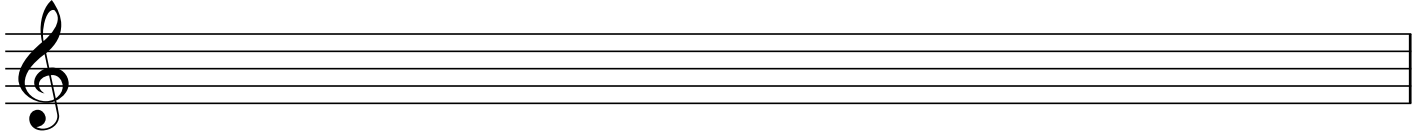


\_\_\_\_\_

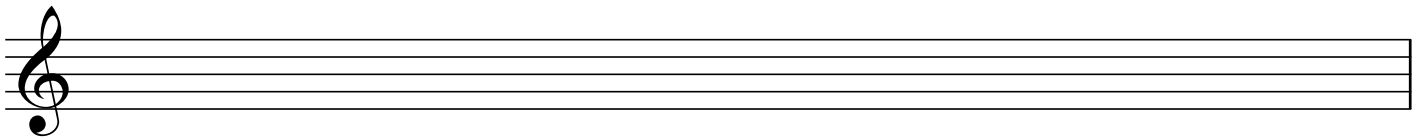
\_\_\_\_\_

## Writing Melodic Minor Scales


5. Write each scale degree and the whole steps and half steps that occur between them, and write an ascending *D* diatonic scale.



6. Write each scale degree and the whole steps and half steps that occur between them, and write a descending *D* diatonic scale.



7. Write each scale degree, the whole steps and half steps that occur between them, and an ascending *D* diatonic scale. Then complete the ascending melodic minor scale by checking each half step and whole step and adding the appropriate accidentals.



8. Write each scale degree, the whole steps and half steps that occur between them, and a descending *D* diatonic scale. Then complete the descending melodic minor scale by checking each half step and whole step and adding the appropriate accidentals.

